

CHIPper and his Pals talk about

SAFETY






Dear Parents and Teachers, This coloring book is provided for your children by the "California Highway Patrol" and is intended to assist you in teaching "positive traffic safety practices".



Chipper says to “buckle up for safety!”




Chipper says: "Don't follow toys into the road!"




Look in all directions before crossing the street!




Cars can't think . . .walkers must stay out of the way.



Always wear protective gear when rollerblading or riding your skateboard.



Never leave the sidewalk or freestyle down your driveway into the middle of traffic!




When skateboarding or rollerblading on the roadway use the extreme left-hand edge, facing oncoming traffic.

- | | | |
|---------------|----------------|----------------|
| 1. AMBER | 15. GAS | 29. RED |
| 2. ARROW | 16. GREEN | 30. REFLECTOR |
| 3. BICYCLE | 17. HANDLEBAR | 31. SAFETY |
| 4. BRAKE | 18. HEADLIGHT | 32. SEATBELT |
| 5. BUCKLE UP | 19. HELMET | 33. SIGNAL |
| 6. CAR | 20. HELP | 34. SKATEBOARD |
| 7. CHAIN | 21. HIGHWAY | 35. SPEED |
| 8. CHIPPER | 22. MIRROR | 36. STREET |
| 9. CHP | 23. MOTORCYCLE | 37. TIRE |
| 10. CLEAN | 24. OFFICER | 38. TRAFFIC |
| 11. CROSSWALK | 25. PASSENGER | 39. TRIP |
| 12. FEET | 26. PEDAL | 40. TRUCK |
| 13. FRAME | 27. PEDESTRIAN | 41. WHITE |
| 14. FRONT | 28. REAR | 42. FOG |



S S C R O S S W A L K J F R S
 T K O F F I C E R L A D E O I
 R A X E T I H W A R N E E R G
 E T W O R R A C B T E N T R N
 E E E K A R B Q E N B B E I A
 T B S A F E T Y L O A E M M L
 R O S T F P N P D R B L L A J
 E A T R I P L I N F I A E T P
 G R E E C I T E A C C D H K U
 N D Y A W H G I H H Y E L C E
 E M A R F C Z P R R C P P U L
 S P E E D R O T C E L F E R K
 S G N A I R T S E D E P R T C
 A T R G H E A D L I G H T V U
 P O M O T O R C Y C L E A N B

By Phil Konstantin


CHP "Find a word" puzzle for kids




Always ride on the **RIGHT** side of the road in the same direction as traffic.



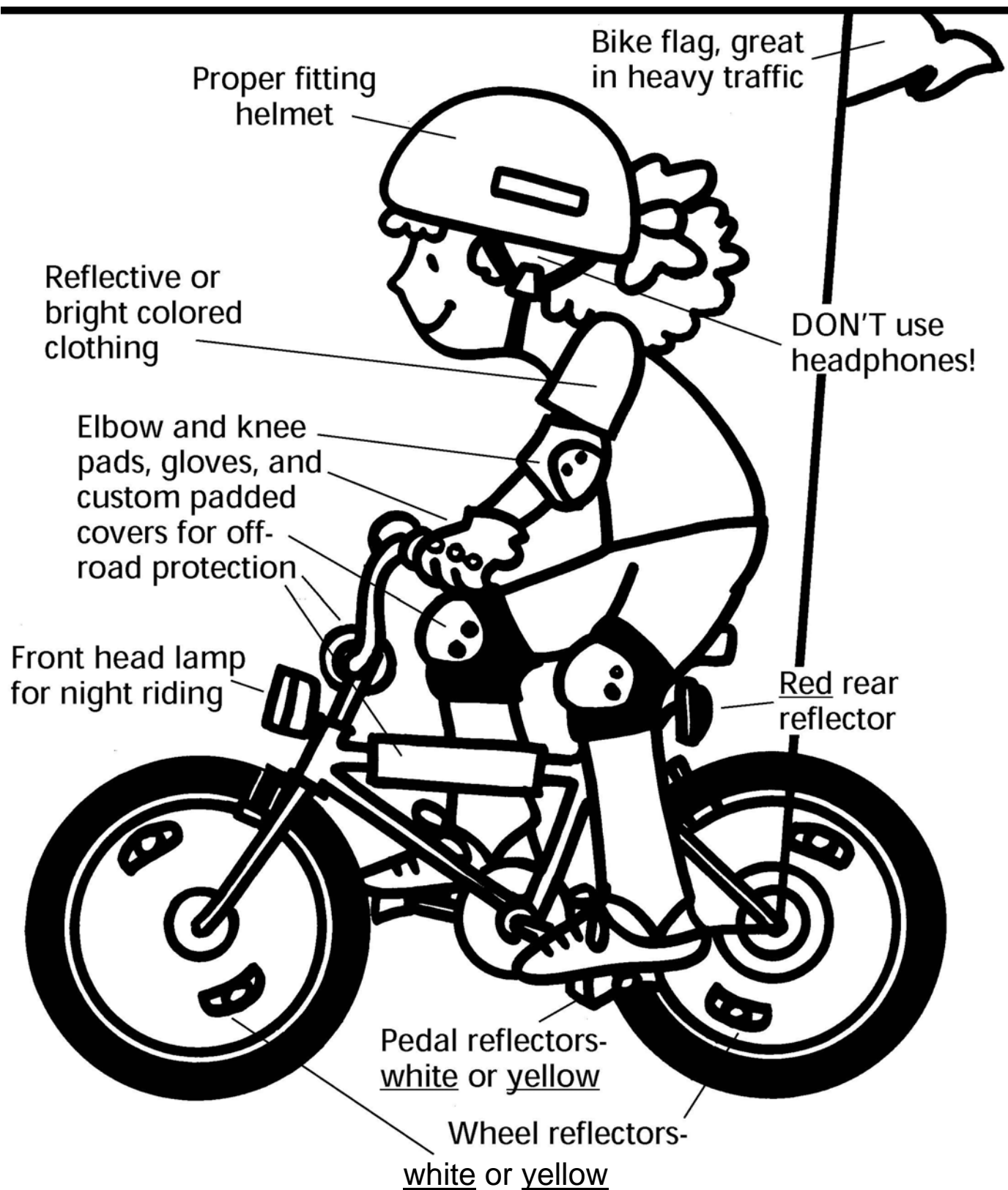
You are required to obey all traffic control signs and signals while riding your bike.



For safe night riding wear bright colored clothes and have reflectors and a headlight on your bike!



Find the safe path to Chipper's home.



Chipper says, "For a safer ride,
use the right biking gear."

Does your bike PASS?

Does your bike PASS?

Department of California Highway Patrol

BICYCLE SAFETY CHECK RECORD



EQUIPMENT	YES	NO
1. HANDLEBARS - properly adjusted		
2. PEDALS - turn freely		
3. BRAKES - properly adjusted		
4. LIGHTS - good condition (required for night use)		
5. REFLECTORS - good condition		
6. SEAT - solid, properly adjusted for height of rider		
7. FRAME - no cracks or breaks		
8. HAND GRIPS - tight		
9. CHAIN - properly adjusted, oiled		
10. CHAIN PROTECTOR - solid, properly adjusted		
11. WHEELS - properly aligned, no broken or loose spokes		
12. TIRES - no cuts, have tread, properly inflated		
13. DERAILLEUR - bent, loose		
14. SPROCKET - properly adjusted		
15. FORK - tight, turns freely		
16. AXLES - oiled, properly adjusted		
OTHER ITEMS		
1. WARNING DEVICE - good operating condition		
2. CARRYING RACK - properly mounted, usable, effective		

To Parents:

As a means of promoting bicycle safety education, you should inspect your child's bicycle with the results shown above. For your child's safety items that are not properly adjusted should be corrected immediately.