


**CHAPTER 4**  
**UNIFORM ACCOUTERMENTS**  
**REVISED JANUARY 2026**  
**TABLE OF CONTENTS**

NAMEPLATE ..... 4-3  
    Material..... 4-3  
    Color ..... 4-3  
    Lettering..... 4-3  
    Style..... 4-3  
NAMEPLATE FOR UNIFORMED SAFETY RECOGNITION EMBLEM ..... 4-3  
    Applicable Specifications ..... 4-3  
    Material..... 4-3  
    Color ..... 4-3  
    Lettering..... 4-3  
    Style..... 4-4  
UNIFORMED SAFETY RECOGNITION EMBLEM ..... 4-4  
    Applicable Specifications ..... 4-4  
    Material..... 4-4  
    Color ..... 4-4  
    Style..... 4-4  
    Jewels..... 4-5  
    Dimensions..... 4-5  
RANK INSIGNIA ..... 4-5  
    Commissioner..... 4-5  
    Deputy Commissioner, Assistant Commissioner, Chief, and Assistant Chief ..... 4-6  
    Captain ..... 4-6  
    Lieutenant..... 4-6  
    Sergeant ..... 4-7  
TIE CLASPS ..... 4-8  
    Tie Bar—Plain ..... 4-8  
    Tie Bar—Textured, With or Without Emblem ..... 4-9  
    Tie Tack..... 4-9  
NAMEPLATE—AIRCREW INSIGNIA ..... 4-10  
    Material..... 4-10  
    Color ..... 4-10  
    Style..... 4-10  
    Specifications ..... 4-10  
AIRCREW WINGED INSIGNIA ..... 4-10

Material .....	4-10
Color .....	4-10
Specifications .....	4-10
Pilot Wings.....	4-10
Flight Officer Wings .....	4-11
<u>AUTHORIZED MEDALS AND PINS</u> .....	4-11
United States Flag Pin .....	4-11
United States/Military Flag Pins.....	4-12
Applicable Specifications .....	4-13
Shooting Classification Medal.....	4-13
25-Year Pin—State of California.....	4-13
25-Year Pin and Tie Bar—State of California .....	4-13
Special Act or Service Pin .....	4-13
10851—Initial Award Pin .....	4-14
10851—Master Award Pin.....	4-14
10851—Lifetime Achievement Award Pin.....	4-14
Emergency Medical Responder, Emergency Medical Technician, and Paramedic Public Safety Pins .....	4-15
Annual Fitness Challenge Award Pin .....	4-16
Field Training Officer Pin .....	4-17
Officer of the Year Pin .....	4-18
Memorial Pin.....	4-19
Mothers Against Drunk Driving (23152) Pin.....	4-20
Special Response Team Pin .....	4-20
Multidisciplinary Accident Investigation Team Pin .....	4-22
<u>DEPARTMENTAL SHOULDER PATCH</u> .....	4-23
Description/Material .....	4-23
Fabric and Thread .....	4-24
Embroidering .....	4-24
Overlocked Merrow Edge .....	4-24
Finishing .....	4-25
Workmanship.....	4-25
Embroidery Color.....	4-25
<u>SERVICE STRIPE</u> .....	4-26
Green Dress Jacket.....	4-26
Long-Sleeved Shirt .....	4-27
<u>TRIBUTE OF MOURNING RIBBON</u> .....	4-28
Material.....	4-28
Color .....	4-28
Style .....	4-28

**CHAPTER 4**  
**UNIFORM ACCOUTERMENTS**

1. NAMEPLATE.



Picture 4-1  
Nameplate (Front and Back)

- a. Material. All metal construction, plain without design.
  - b. Color. Polished gold finish with royal blue lettering.
  - c. Lettering. To be approximately 1/32 inch stroke, 1/4 inch in height. To be engraved deep in the metal and filled with royal blue lacquer, shade 063 as indicated in “Rice’s Braids of Quality” color chart. Name on plate to consist of no more than 13 letters including spacing. Plate to include either the full name, initial(s), and last name, or last name only, dependent upon length of wearer’s name.
  - d. Style. To be rectangular in shape, size approximately 1/2 inch in height and 2 1/4 inches in width. To have two metal clutch fasteners attached to back (Reeves Company, Inc., #500 CHP or equal).
2. NAMEPLATE FOR UNIFORMED SAFETY RECOGNITION EMBLEM.
- a. Applicable Specifications. State-issued item subject to bid specifications.
  - b. Material. All metal construction, plain without design.
  - c. Color. Polished gold finish with royal blue lettering.
  - d. Lettering. Nameplate to be engraved in Gothic lettering, 3/16 inch in height. To be engraved deep in the metal and filled with #248 Blue “Duco” Enamel, color as indicated in Sherwin Williams “Lustral Enamel” color chart. Name on plate to

consist of no more than 14 characters including spacing. If the name exceeds more than 14 characters and spaces, lettering will be Gothic condensed. Plate to include either the full name, initial(s), and last name, or last name only, dependent upon length of wearer's name.

e. Style. To be rectangular in shape, size approximately 3/8 inch in height and 2 1/8 inches in width. To have two metal clutch pins and one screw nut designed to fasten to Safety Recognition Emblem (Don Spare Enterprises, #6500-14546-0000 [CHP] or equal).

3. UNIFORMED SAFETY RECOGNITION EMBLEM.



Picture 4-2  
Uniformed Safety Recognition Emblem

a. Applicable Specifications. State-issued item subject to bid specifications.

b. Material. Metal.

c. Color. Gold.

d. Style. The Uniformed Safety Recognition Emblem shall be a California Highway Patrol (CHP) winged wheel with nameplate superimposed in the approximate center. There shall be a ribbon above and between the tips of the wings with the inscription "Safety." The nameplate and year ribbon will depict the appropriate award: 2 Years, 5 Years, etc. The 2-year award is made of 1/10-10K bright gold plate over nickel plate and the 5-year through 30-year award is 1/10-10K gold-filled, Gold Craft, Rose finish #2. Above the year ribbon will be space for up to three jewels. Length of service will be identified by:

(1) Two Years—no jewels.

(2) Five Years—one ruby.

(3) Ten Years—two rubies.

- (4) Fifteen Years—three rubies.
- (5) Twenty Years—one diamond, two rubies.
- (6) Twenty-five Years—two diamonds, one ruby.
- (7) Thirty Years—three diamonds.

e. Jewels. Synthetic ruby with five points, diamond with five points, and full cut of best quality.

f. Dimensions. Wingspread (1 3/8 inches), overall height (1 3/8 inches), and space for nameplate (3/8 inch). Weight not to exceed 3/4 ounce.

4. RANK INSIGNIA.

a. Commissioner.




Picture 4-3  
Rank Insignia, Commissioner (Straight Line)



Picture 4-4  
Rank Insignia, Commissioner (Cluster)


(1) Stars on Collar. Stars to be plain metal, gold color, 3/8 inch, five-pointed, attached in a straight line or as a cluster, and to have two metal clutch fasteners.

- (2) Stars on Shoulder. Plain metal, gold color, 5/8 inch, five-pointed, and to have pin and safety catch.
- b. Deputy Commissioner, Assistant Commissioner, Chief, and Assistant Chief.
- (1) Stars on Collar. Plain metal, gold color, 5/8 inch, five-pointed, and to have two metal clutch fasteners.
- (2) Stars on Shoulder. Plain metal, gold color, 1 inch, five-pointed, and to have pin and safety catch.
- c. Captain.



Picture 4-5  
Rank Insignia, Captain

- (1) Bars on Collar. Plain metal, gold color. To have two bars 5/16 inch in width and 3/4 inch in length spaced horizontally 1/4 inch apart. To have two metal clutch fasteners.
- (2) Bars on Shoulder. Plain metal, gold color. To have two bars 3/8 inch in width and 1 inch in length, spaced horizontally 3/8 inch apart. To have pin and safety catch.
- d. Lieutenant.



Picture 4-6  
Rank Insignia, Lieutenant

- (1) Bar on Collar. Plain metal, gold color, 1/4 inch in width, and 3/4 inch in length. To have two metal clutch fasteners.

(2) Bar on Shoulder. Plain metal, gold color, 3/8 inch in width, and 1 inch in length. To have pin and safety catch.

e. Sergeant.



Picture 4-7  
Rank Insignia, Sergeant

(1) Chevron, Standard, and Mid-Size. Three-bar type. Main portion to be royal blue (NE #4, 150/2 denier) bordered with gold (NE #59, 150/2 denier). To be mounted on a black background (NE #1, 150/2 denier) with a 1/8 inch edge border.

(2) Material. Background material shall be first-quality manufacture (Cone Mills, Spring Mills type). The material is to be vat-dyed, 7 to 7 1/2 ounces 65/35 polyester/cotton, permanent press type goods, cured and preshrunk (resin-impregnated and oven-cured).

(3) Fabric and Thread Washability Certification. All materials shall be certified washable.

(4) Embroidering. Emblem shall be manufactured on embroidery machines with automats. Thread shall be rayon yarn, finest quality, continuous filament regenerated cellulose type not to exceed 150/2 denier for all elements. Emblem shall contain approximately 3,900 stitches. Stitch scale shall be of sufficient density so as to preclude "bleeding" through the background material color and uneven matting (register) of color elements in the emblem geometry. There shall be sufficient underlay stitching to give full three-dimensional appearance to the design.

(5) Border. Border shall be stitched on embroidery machines. Emblems will be close cut, allowing no more than 1/16 inch of fabric to show. The stitched border shall be black.

(6) Finishing. Plastic film sheet shall be bonded to the reverse side of the emblem with sufficient heat and pressure to cause the material to melt and bond to the fabric and bobbin threads. The film used shall be able to withstand temperatures in excess of 300 degrees Fahrenheit in an alkaline solution and shall be insoluble in all commercial laundering fluids. Coating or film shall **not** be chlorine retentive, nor shall it emit toxic gases when subjected to heat. The film shall be applied in such a manner as to preclude crushing, flattening, or depressing the embroidery. Nor may there be any jump or connecting stitch indentations or depressions in the embroidery caused by pressure during finishing. The plastic finishing material shall completely coat any raised elements on the back of the emblem and fill all depressions. Finished emblems shall be cut to the exact shape and geometry of the approved design.

(7) Workmanship. There shall be no distortion of the exterior shape of the emblem. The finished emblem shall show a clear cut execution and shall be clean, neatly made, and with full tension on all threads. It shall be capable of laying completely flat on a smooth surface. Threads shall not buckle or show underlay when the emblem is bent.

5. TIE CLASPS.

a. Tie Bar—Plain.



Picture 4-8  
Tie Bar—Plain

(1) Material. Metal.

(2) Color. Gold.

(3) Style. To have clamp-type back and plain bar front, 5/16 inch in width and 2 inches in length without appendage(s) (Swank Company #0324-449/30, or equal).

b. Tie Bar—Textured, With or Without Emblem.



Picture 4-9  
Tie Bar—Textured, With Emblem

(1) Material. Metal.

(2) Color. Gold.

(3) Style. To have clamp-type back with knurled edges on front and textured face with or without a miniature departmental badge affixed to the bar as shown above. Josten's Florentine style #135-A (with badge), Josten's Florentine style #135-D (plain) or equal.

c. Tie Tack.



Picture 4-10  
Tie Tack

(1) Material. Metal.

(2) Color. Gold.

(3) Styles.

(a) Oval, blue stone bezel tie tack, approximately 3/4 inch in diameter, and Josten's style #166 or equal.

(b) Departmental star badge, approximately 5/8 inch in diameter, and Josten's style #115-A or equal.

(c) Both to have a 1/2 inch clutch post and clutch fastener with swing chain.

6. NAMEPLATE—AIRCREW INSIGNIA.



Picture 4-11  
Nameplate—Aircrew Insignia

- a. Material. Leather.
- b. Color. Black leather with gold embossing.
- c. Style. To be rectangular in shape, size approximately 2 inches in width, 4 inches in length, and to have hook-and-loop backing.
- d. Specifications. Specifications for aircrew employee insignia nameplates will be controlled through the Office of Air Operations. Actual manufacture to match the sample provided by the Department.

7. AIRCREW WINGED INSIGNIA.

- a. Material. Metal.
- b. Color. Gold.
- c. Specifications. Specifications for aircrew employee insignia will be controlled through the Office of Air Operations. Actual manufacture to match the sample provided by the Department.
- d. Pilot Wings.



Picture 4-12  
Aircrew Winged Insignia

e. Flight Officer Wings.



Picture 4-13  
Flight Officer Wings

8. AUTHORIZED MEDALS AND PINS.

a. United States Flag Pin.



Picture 4-14  
United States Flag Pin

(1) Material. Metal.

(2) Color. Red, white, blue, and gold.

(3) Style. The pin design, configuration, and dimensions shall be in accordance with the bid illustration. Dimensions shown shall have a tolerance of  $\pm 5$  percent. Pins shall be die struck, 24K gold electroplated, baked enamel, and with one-piece construction. Pins shall have rounded corners with a solid back and polished appearance. All edges shall be smooth and free of excess material. All colors are to conform to the Pantone Color Standard.

b. United States/Military Flag Pins.



Picture 4-15  
U.S. Army  
Flag Pin



Picture 4-16  
U.S. Marine  
Flag Pin



Picture 4-17  
U.S. Coast Guard  
Flag Pin



Picture 4-18  
U.S. Air Force  
Flag Pin



Picture 4-19  
U.S. Navy  
Flag Pin

- (1) Material. Metal.
- (2) Color. Exact color shall be in accordance with bid illustration.
  - (a) The U.S. Flag: red, white, blue.
  - (b) The U.S. Army Flag: white, blue, red, raised gold metal, and recessed gold metal.
  - (c) The U.S. Marine Corps Flag: white, blue, red, raised gold metal, and recessed gold metal.
  - (d) The U.S. Coast Guard Flag: white, blue, red, raised gold metal, and recessed gold metal.
  - (e) The U.S. Air Force Flag: white, blue, light blue, royal blue, brown, raised gold metal, and recessed gold metal.
  - (f) The U.S. Navy Flag: white, blue, navy blue, red, brown, raised gold metal, and recessed gold metal.

- (3) Style. The pin design, configuration, and dimensions shall be in accordance with the bid illustration. Dimensions shown shall have a tolerance of  $\pm 5$  percent. Pins shall be die struck, 24K gold electroplated, baked enamel, and with one-piece construction. Pins shall have rounded corners with a solid back and polished appearance. All edges shall be smooth and free of excess material. All colors are to conform to the Pantone Color Standard.
- c. Applicable Specifications. Medals and pins described below are state-issued and subject to bid specifications.
- d. Shooting Classification Medal.
- (1) Material. Metal.
- (2) Color. Gold.
- (3) Style. To be a seven-point star, 1 inch in diameter, with crossed pistols, target center, and classification banner. To have raised yellow metal block lettering, "CALIFORNIA HIGHWAY PATROL," of a height and stroke to fit the outside target ring which is to be filled flush to the top of the lettering with royal blue, hard enamel. To have a banner of yellow metal directly below the target center with lettering as specified, deeply sunken, and filled with blue, hard enamel. Length of banner to be adjusted to accommodate the lettering for each classification. Target center to be of blue and white hard enamel, which is to be filled flush to the top of thin yellow metal target ring separators. To have two metal clutch fasteners attached to back.
- e. 25-Year Pin—State of California. As awarded by the State of California.



Picture 4-20  
25-Year Service Pin

- f. 25-Year Pin and Tie Bar—State of California. As awarded by the State of California.
- g. Special Act or Service Pin. As awarded by the State of California.

h. 10851—Initial Award Pin.

(1) Material. Copper with gold plating.

(2) Color. White and royal blue.

(3) Style. Rectangular, 3/8 inch in width, 3/4 inch in length, and 6/100 inch in thickness. To have two military spring-back clutch fasteners. All letters and numbers to be clear-cut and distinct. To have royal blue block letters and numbers with gold border and white background. To have the word "CALIFORNIA" in 1/16 inch letters with royal blue rectangles in front of and to the rear of the word. To have 1/8 inch numbers 10851 centered below the word CALIFORNIA.

(4) Initial Award—Second, Third, and Fourth Awards. The specifications will be the same as those noted in paragraph 8.h.(1)-(3), except for a ribbon attached to the bottom portion of the pin. The ribbon is to be 3/8 inch in width, 1 inch in length, and 6/100 inch in thickness. The appropriate roman numeral is to be centered on the ribbon. The numerical symbol is to be in 1/16 inch royal blue block letters.

i. 10851—Master Award Pin.

(1) Except for the colors, the specifications will be the same as those noted in paragraph 8.h.(1)-(3). The Master Award pin is to have gold block letters and numbers with gold border and royal blue background. To have gold rectangles in front of and to the rear of the word CALIFORNIA.

(2) Master Award—Second, Third, and Fourth Awards. Specifications to be the same as those noted in paragraph 8.h.(1)-(3) and consistent in color as in paragraph 8.i.(1).

j. 10851—Lifetime Achievement Award Pin. With the exception of the colors, the specifications will be the same as those noted in paragraph 8.h.(1)-(3). The Lifetime Achievement pin is to have royal blue block letters and numbers with a gold background and no border. A ribbon shall be attached to the bottom portion with the same dimensions as previously noted in paragraph 8.h.(4) of this chapter. The ribbon shall be gold in color with a single blue stone in the center.

k. Emergency Medical Responder, Emergency Medical Technician, and Paramedic Public Safety Pins.



Picture 4-21  
Emergency Medical  
Responder Pin



Picture 4-22  
Emergency Medical  
Technician Pin



Picture 4-23  
Paramedic Pin

- (1) Material. All metal.
- (2) Color. Light blue, gold, and white.
- (3) Style. To be circular, 3/4 inch in diameter, with a classification banner. To have a gold border encompassing the entire diameter inclusive of the banner. To have black block lettering with the words "CALIFORNIA HIGHWAY PATROL" displayed across the top of the pin and larger black block lettering "EMR," "EMT-I," "EMT-II," or "EMT-P" within the banner. To have a light blue and white "Staff of Life" symbol against a white background. Actual manufacture to match the sample or illustration provided by the Department.

I. Annual Fitness Challenge Award Pin.



Picture 4-24

Annual Fitness Challenge Award Pin

(1) Material. Metal.

(2) Color. Gold.

(3) Style.

(a) The pin design, configuration, and dimensions shall be in accordance with the bid illustration. Dimensions shown shall have a tolerance of  $\pm$  five percent. Pins shall be die struck, 24K gold electroplated, baked enamel, and with one-piece construction. Pins shall have rounded corners with a solid back and polished appearance. All edges shall be smooth and free of excess material.

(b) The pin shall have a 1/16 inch thick raised bar area located directly below the runners, extending the width of the pin. A raised border, measuring 1/16 inch thick and 1/32 inch in width, shall commence from one end of the raised bar, extend around the outermost portion of the pin face, and terminate at the other side of the bar. Centered on the raised bar shall be the word "FITNESS" followed sequentially by numbers 1, 2, 3, 4, etc. All lettering and numbers shall be recessed and color-filled. All colors are to conform to the Pantone Color Standard.

(c) Each pin shall have one clutch and nonrotating post. The clutch shall have a spring-loaded back with dome top. The post shall incorporate a retaining clip that, when interlocked with the clutch and attached to clothing of the wearer, prevents the pin from rotating. The post shall be positioned on the back of the pin, centered, and equidistant from the corners.

(d) All letters, characters, configuration features, etc., are to be uniform in size, color, and appearance. All letters shall be clear-cut and distinct.

Letters shall be uniformly spaced even in appearance, block type, and uppercase.

(e) Size, relative position, and orientation of components and lettering shall be consistent from pin to pin. The clutch and post shall hold the pin on the wearer at the proper position at all times.

(f) Characters and features shall be well formed and clearly defined. Scoops, overstrikes, excess solder, cracks, pin holes, voids, laminations, buffing compound, enamel flakes, unfilled characters, blisters, etc., are not permitted.

(g) Manufacturer identification shall be imprinted on the back of each pin.

m. Field Training Officer Pin.



Picture 4-25  
Field Training Officer Pin

(1) Material. Metal.

(2) Color. Brass alloy, 24K electroplated finish.

(3) Style.

(a) The pin design, configuration, and dimensions shall be in accordance with the specification and the departmentally approved benchmark product. The base material shall be constructed of brass alloy, die struck, finished with 24K gold electroplated, baked enamel, and with one-piece construction. Pins shall have rounded corners with a solid back and polished appearance. All edges shall be smooth and free of excess material.

(b) The pin, as illustrated on the bid illustration, shall have recessed texture in the areas designated. The letters "FTO" shall be stamped with uppercase lettering using font Book Antiqua, measure 1/4 inch in height,

and have raised gold outlining the letters. The aforementioned letters shall be positioned on the winged wheel configuration, centered left to right and top to bottom. Blue enamel, using Pantone color standard Reflex Blue U, shall be filled in the areas within the letters "FTO" and the upper and lower banners, per the bid illustration. The lettering for "CALIFORNIA HIGHWAY PATROL" shall be raised gold and polished. The entire outline of the pin shall also be raised gold and polished.

(c) Each pin shall have one clutch and nonrotating post. The clutch shall have a spring-loaded back with dome top. The post shall incorporate a retaining clip that, when interlocked with the clutch and attached to clothing of the wearer, prevents the pin from rotating. The post shall be positioned on the back of the pin, centered, and equidistant from the corners.

(d) All letters, characters, configuration features, etc., are to be uniform in size, color, and appearance. All letters shall be clear cut and distinct. Letters shall be uniformly spaced, even in appearance, block type, and uppercase.

(e) Size, relative position, and orientation of components and lettering shall be consistent from pin to pin. The clutch and post shall hold the pin on the wearer at the proper position at all times.

(f) Characters and features shall be well formed and clearly defined. Scoops, overstrikes, excess solder, cracks, pin holes, voids, laminations, buffing compound, enamel flakes, unfilled characters, blisters, etc., are not permitted.

(g) Manufacturer identification shall be imprinted on the back of each pin.

n. Officer of the Year Pin. The Officer of the Year pin, presented by civic organizations, shall be representative of the stature and prestige of the Department and shall not detract from the uniformed employee's appearance. The maximum area encompassed by the pin shall not exceed one square inch.

o. Memorial Pin.



Picture 4-26  
Memorial Pin

(1) Material. Zinc.

(2) Color. Enamel with gold plating.

(3) Process. Die struck.

(4) Style. To be round, 1 inch in diameter, with a painted black memorial stripe positioned in accordance with CHP mourning ribbon policy. The pin will replicate the official CHP badge and include the Great Seal of California and have a rank ribbon with Roman-style lettering. Lettering around the Great Seal which reads "CALIFORNIA HIGHWAY PATROL" shall be upper case and block-style. The badge number of the uniformed employee to be memorialized shall be applied using Roman-style lettering. All lettering and numerals shall be royal blue in color. The pin shall be a standard 1.2 millimeter (mm) thickness with an 8 mm post and a military clutch attachment. A variance of  $\pm 2$  mm is permissible for pin thickness and post length.

(5) Purchase. Individual memorial pins with an employee ID number will be available for purchase through the Academy Post Exchange (PX). Customized orders with a specific employee ID number are also available for purchase through the Academy PX in bulk quantities of 50 or more.

- p. Mothers Against Drunk Driving (23152) Pin.



Picture 4-27  
Mothers Against Drunk Driving (23152) Pin

- (1) As awarded by the organization, Mothers Against Drunk Driving.

- q. Special Response Team Pin.



Picture 4-28  
SRT Pin

- (1) Material. Metal.

- (2) Color. Gold.

- (3) Style.

(a) The pin design, configuration, and dimensions shall be in accordance with the bid illustration and departmentally approved benchmark product. Dimensions shown shall have a tolerance of  $\pm 5$  percent. Pins shall be die struck, 24K gold electroplated, baked enamel, and with one-piece construction. Pins shall have rounded

corners with a solid back and polished appearance. All edges shall be smooth and free of excess material.

(b) The pin, as illustrated on the bid illustration, shall have recessed texture in the areas designated. The letters "SRT" shall be stamped with uppercase lettering, measure 1/4 inch in height, and have raised gold outlining the letters. The aforementioned letters shall be positioned on the winged wheel configuration, centered to the right and top to bottom. White enamel, conforming to the Pantone Color Standard, shall be filled in the areas within the letters "SRT." The lettering for "CALIFORNIA HIGHWAY PATROL" shall be raised gold and polished. The entire outline of the pin shall also be raised gold and polished.

(c) Each pin shall have one clutch and nonrotating post. The clutch shall have a spring-loaded back with dome top. The post shall incorporate a retaining clip that, when interlocked with the clutch and attached to clothing of the wearer, prevents the pin from rotating. The post shall be positioned on the back of the pin, centered, and equidistant from the corners.

(d) All letters, characters, configuration features, etc., are to be uniform in size, color, and appearance. All letters shall be clear-cut and distinct. Letters shall be uniformly spaced, even in appearance, block type, and uppercase.

(e) Size, relative position, and orientation of components and lettering shall be consistent from pin to pin. The clutch and post shall hold the pin on the wearer at the proper position at all times.

(f) Characters and features shall be well formed and clearly defined. Scoops, overstrikes, excess solder, cracks, pin holes, voids, laminations, buffing compound, enamel flakes, unfilled characters, blisters, etc., are not permitted.

(g) Manufacturer identification shall be imprinted on the back of each pin.

r. Multidisciplinary Accident Investigation Team Pin.



Picture 4-29  
MAIT Pin

(1) Material. Metal.

(2) Color. Gold.

(3) Style.

(a) The pin design, configuration, and dimensions shall be in accordance with the bid illustration and departmentally approved benchmark product. Dimensions shown shall have a tolerance of  $\pm 5$  percent. Pins shall be die struck, 24K gold electroplated, baked enamel, and with one-piece construction. Pins shall have rounded corners with a solid back and polished appearance. All edges shall be smooth and free of excess material.

(b) The pin, as illustrated on the bid illustration, shall have recessed texture in the areas designated. The letters "MAIT" shall be stamped with uppercase lettering, measure 1/4 inch in height, and have raised gold outlining the letters. The aforementioned letters shall be positioned on the winged wheel configuration, centered to the right and top to bottom. White enamel, conforming to the Pantone Color Standard, shall be filled in the areas within the letters "MAIT." The lettering for "CALIFORNIA HIGHWAY PATROL" shall be raised gold and polished. The entire outline of the pin shall also be raised gold and polished.

(c) Each pin shall have one clutch and nonrotating post. The clutch shall have a spring-loaded back with dome top. The post shall incorporate a retaining clip that, when interlocked with the clutch and attached to clothing of the wearer, prevents the pin from rotating. The post shall be positioned on the back of the pin, centered, and equidistant from the corners.

(d) All letters, characters, configuration features, etc., are to be uniform in size, color, and appearance. All letters shall be clear-cut and distinct. Letters shall be uniformly spaced, even in appearance, block type, and uppercase.

(e) Size, relative position, and orientation of components and lettering shall be consistent from pin to pin. The clutch and post shall hold the pin on the wearer at the proper position at all times.

(f) Characters and features shall be well formed and clearly defined. Scoops, overstrikes, excess solder, cracks, pin holes, voids, laminations, buffing compound, enamel flakes, unfilled characters, blisters, etc., are not permitted.

(g) Manufacturer identification shall be imprinted on the back of each pin.

9. DEPARTMENTAL SHOULDER PATCH.



Picture 4-30

Departmental Shoulder Patch

a. Description/Material. To be shield shape, 4 inches by 4 7/8 inches  $\pm$  1/16 inch. To be National Emblem Inc., Schweizer Emblem Co., or equal. Background fabric shall be first quality manufacture (Cone Mills, Graniteville, or equivalent) and cannot be purchased as mill seconds. The material is to be

vat-dyed, 7 to 7 1/2 ounces, 100 percent polyester, permanent press-type goods, cured, and preshrunk (resin-impregnated and oven-cured). Tensile strength shall be in the range of 250/120. Thread count shall be 112/52. Fabric will be colorfast black washable material.

b. Fabric and Thread. All materials shall be tested for weight of material, tensile strength, thread count, and washability by the International Fabricare Institute, U.S. Testing, or other qualified independent testing organization, and bear that organizations approval. Each batch of emblems shall contain a label indicating the base materials have been inspected and the name of the inspecting organization. Test reports shall be kept on file by the manufacturer and shall be made available to the CHP upon request. Test reports shall be retained for a period of three years.

c. Embroidering. Emblems shall be manufactured on embroidery machines with automats. Thread, colors, names, and numbers are the applicable standard samples for shade and are available from the National Institute of Heraldry. Thread shall be rayon yarn, finest quality, continuous filament, regenerated cellulose type in the deniers specified. Samples of all yarns shall be included in the bid. Thread shall be colorfast and shall be approved for washability by the International Fabricare Institute, U.S. Testing, or other qualified independent testing organization. Stitch scale shall be of sufficient density so as to preclude "bleeding" or see-through of the black background material and uneven matting (register) of color elements. There shall be sufficient underlay stitching to give a full, three-dimensional, high-relief appearance to the emblem. The emblem shall contain a minimum of 12,000 stitches (24,000 machine revolutions). Double thread or any thread of different deniers or plies will not be permitted in any part of the emblem. Single thread stitching in the deniers and plies specified shall be used throughout. All materials shall be certified washable by the International Fabricare Institute or other comparable testing organization.

d. Overlocked Merrow Edge. An overlocked merrow edge shall be applied to the emblem after the loom operation. Running stitches, supported by zigzag stitches, shall be applied around the entire periphery of the emblem and under the overlocked merrow edge to prevent the merrow edge from pulling away from the base material. Straight line running stitches alone are not acceptable. The overlocked merrow edge must consist of seven separate threads as follows: five 150/2 denier rayon threads for the front portion of the edges and two 20/2 denier polyester threads for the back of the emblem. Edge density shall be 22 stitches per linear inch ( $\pm 2$  inches). The overlocked merrow edge must be overrun a minimum of 3/8 inch. The end threads shall be securely fastened through the entire length of the overrun or pulled through the entire length of the overrun to prevent unraveling. Threads shall not be pasted down or fused into or onto the plastic film backing. Neither method should affect the appearance of the

emblem after attachment or make the emblem difficult to attach. The color of the overlapped merrow edge shall be black.

e. Finishing. An 8 mm polyester film sheet shall be bonded to the reverse side of the emblem before cutting. Sufficient heat and pressure shall be applied to cause the material to melt and bond to the fabric and bobbin threads. The film shall be able to withstand temperatures in excess of 300 degrees Fahrenheit in an alkaline solution and shall be insoluble in all commercial laundering fluids. The coating or film shall not be chlorine retentive nor emit toxic gases when subjected to heat. The film shall be applied in such a manner as to preclude the crushing, flattening, or depressing of the three-dimensionality/high relief of the embroidery caused by the application of pressure during the bonding process. There shall not be any jump or connection stitch indentations or depressions in the embroidery caused by pressure during finishing. The film backing shall completely coat all raised elements on the backside of the emblem and fill all depressions. Each emblem shall be die cut with forged steel dies to the exact shape and geometry of the approved design. An open polyester weave buckram must be spanned on the loom behind the background material to stabilize it in the loom and to ensure against the looping of the front embroidery threads.

f. Workmanship. There shall be no distortion of the exterior shape of the emblem. The finished emblem shall show a clear cut execution when fully tensed. It shall be capable of laying completely flat on a smooth surface. Threads shall not buckle or show underlay stitching when the emblem is bent. The finished product shall not show broken stitches nor shall any stitches be out of proper alignment. The embroidery detail in the face and hair of the major figure (Minerva) shall be executed in such a manner that the provision for her eye socket, nose, and neck are discernible. Additionally, the embroidery of her hair shall be aligned vertically to define the flow of her hairline. The California bear will be stitched in such a manner that its silhouette illustrates a slight taper in the bear from right to left. The bear's back shall not have a slump or dip; however, it should exhibit the proper proportions of the bear. Any repairs or mending must be done so that they do not affect the appearance or serviceability of the emblem. No part of the emblem may be mended or repaired by non-embroidery methods. The finished product must conform to the quality standards of this specification in all characteristics.

g. Embroidery Color.

(1) Thread colors are described in Picture 4-30.

<u>Color</u>	<u>DD Cable#</u>	<u>Denier</u>
Gold	67104	150/2
Royal Blue	67118	100/2 & 150/2
Black	67138	100/2
Tan	67192	100/2
Brown	67196	100/2
White	67101	100/2
Green	67189	100/2

Picture 4-31  
Embroidery Color

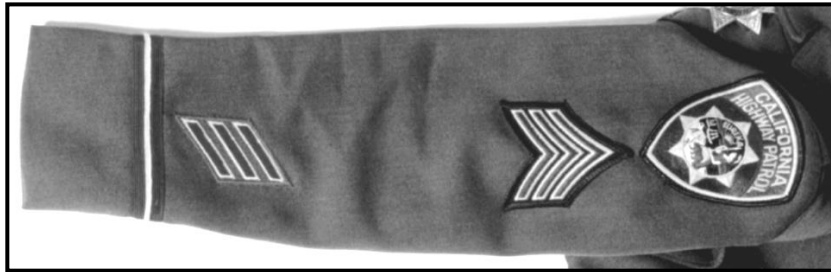
(2) The emblem shall be solid stitched. The color distribution of all detail and lettering shall be as follows:

- (a) Gold: lettering "CALIFORNIA HIGHWAY PATROL" and "EUREKA," sunburst, star points around edge of seal, and shield held by Minerva in seal.
- (b) Royal Blue: background of emblem, outline of mountains, helmet and dress of Minerva, pick, and lower body of smaller figure (miner) in seal.
- (c) Black: outer edge and background within seal.
- (d) Tan: earth in foreground of seal, ship's hull at lower right, Minerva's helmet decoration, hair, and staff in seal.
- (e) Brown: mountains, ship's hull at upper left, and bear in seal.
- (f) White: ship's sails, Minerva's face and arms, and upper body of miner in seal.
- (g) Green: cactus in foreground of seal.

10. SERVICE STRIPE.

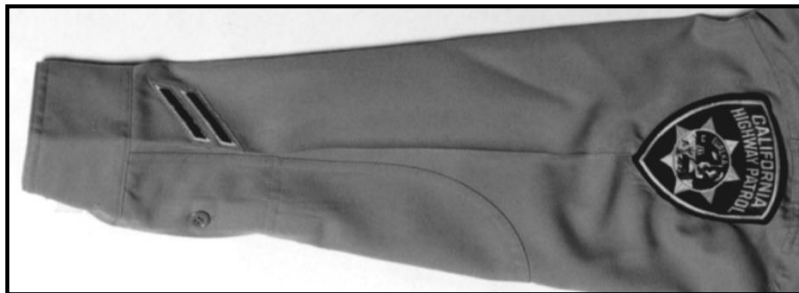
- a. Green Dress Jacket. Material to be blue and gold embroidery thread, colors to match departmental sleeve stripe. Center portion to be blue, 3/8 inch in width and 2 inches in length. Trim surrounding center blue portions to be gold, 3/32 inch in width. Stripe to be placed on the left sleeve, either by embroidering directly on sleeve or by matching cloth-on-cloth style, at a 45-degree angle with the lower end of the stripe toward the inside seam of the sleeve, 3/4 inch above the top edge of the departmental stripe, and with the stripe centered on the sleeve between the

front and rear pressed crease. Additional stripes to be placed above and parallel to the first stripe with a 1/4 inch background space between stripes.



Picture 4-32  
Service Stripe, Green Dress Jacket

b. Long-Sleeved Shirt. Material, style, and placement to be the same as for the jacket, except the stripe shall be placed 3/4 inch above the sleeve cuff with the complete stripe in front of the center press of the sleeve.



Picture 4-33  
Service Stripe, Long-Sleeved Shirt

11. TRIBUTE OF MOURNING RIBBON.



Picture 4-34  
Tribute of Mourning Ribbon

- a. Material. Elasticized ribbon.
- b. Color. Black.
- c. Style. To be 3/8 inch in width and attached to the badge as illustrated.