




**CHAPTER 24**  
**TRANSPORTATION OF PRISONERS AND PASSENGERS**  
**REVISED JANUARY 2026**  
**TABLE OF CONTENTS**

<u>POLICY</u> .....	24-3
Security of Departmental Vehicles.....	24-3
	
<u>REMOVAL OF KEYS</u> .....	24-5
<u>AVOIDANCE OF TRAFFIC HAZARDS</u> .....	24-5
<u>TRANSPORTATION OF PRISONERS AND PASSENGERS</u> .....	24-5
Procedures .....	24-5
<u>PRISONER SECUREMENT</u> .....	24-6
	
Medical Care .....	24-13
Requisitioning .....	24-13
<u>TRANSPORTATION OF PRISONERS IN VEHICLES EQUIPPED WITH</u>	
<u>PROTECTIVE SCREENS</u> .....	24-13
Maintaining Officer Safety.....	24-13
Guidelines.....	24-13
<u>TRANSPORTATION OF SPITTING PRISONERS</u> .....	24-14
Background .....	24-14
Policy .....	24-14
Application of a Spit Sock .....	24-14
Documentation of Usage .....	24-15
Availability.....	24-15
Requisition Procedure .....	24-16
<u>INTERRUPTION OF PRISONER TRANSPORT</u> .....	24-16
<u>NOTIFYING ALLIED AGENCY OF COMBATIVE IN-CUSTODY</u> .....	24-17
	


THIS PAGE INTENTIONALLY LEFT BLANK


## CHAPTER 24


### TRANSPORTATION OF PRISONERS AND PASSENGERS

#### 1. POLICY.

- a. Security of Departmental Vehicles. Uniformed employees must remain cognizant of the security risks to themselves and departmental vehicles posed by the presence and/or transportation of prisoners and passengers. Personnel shall take all reasonable steps to ensure prisoners do not escape by way of, or gain control of, departmental vehicles.
- b. All prisoners and passengers shall be seat-belted when transported in departmental vehicles.
- c. The interior of all vehicles shall be inspected for weapons and contraband prior to the start of each shift. In addition, the interior shall be inspected immediately after the transportation of any person.
- d. When a prisoner(s) and/or a passenger(s) is seated or placed in the rear of the patrol vehicle, the child locks shall be used. The child locks do not need to be engaged if an officer is seated in the rear seat with the prisoner(s) or passenger(s).







3. REMOVAL OF KEYS. When an officer is required to leave a prisoner or passenger unattended in a departmental vehicle for traffic control, scene management, vehicle inventory, or any duties required of them on scene, the ignition key/key fob shall be removed from the vehicle and shall be personally kept by the officer. If the vehicle is equipped with a secure park feature, it shall be activated when the patrol vehicle is unattended. The officer shall ensure the patrol vehicle is always secured.

4. AVOIDANCE OF TRAFFIC HAZARDS. To avoid the hazards of traffic from the rear, when possible and at the most convenient time, the patrol vehicle with passengers may be moved to the front of the scene, off the highway, etc.

5. TRANSPORTATION OF PRISONERS AND PASSENGERS. The objective of the following information is to establish procedures for the use of radio communication as a protective measure when transporting prisoners or passengers.

a. Procedures. Officers shall advise the communications center when providing transportation for any prisoner or passenger in a patrol vehicle.

(1) The communications center shall be advised of the following:

(a) Prior to transportation:

1 Number of occupants being transported.

2 Intended destination.

3 Location of departure.

4 Odometer reading.

(b) During transportation:


1 Dispatch shall be advised of any deviation from the intended destination (e.g., enforcement, crash, disabled motorist).


(c) Upon reaching the destination:


1 Arrival at location.


2 Odometer reading.


6. PRISONER SECUREMENT.




















d. Medical Care.

(1) Officers shall reasonably monitor and provide medical care within their scope of practice, and/or arrange for further medical care by emergency medical services personnel or a medical care facility.

(2) If required, prisoners may be transported to a medical care facility, in a patrol vehicle or ambulance, for medical care or clearance.

(3) Officers shall arrange for medical examination whenever an arrestee appears to be in need of or requests medical attention, regardless of outward symptoms of illness or injury.

e. Requisitioning. Nylon leg restraint devices and prisoner securement devices can be requisitioned from the Business Services Section (BSS), Supply Services Unit (SSU).

7. TRANSPORTATION OF PRISONERS IN VEHICLES EQUIPPED WITH PROTECTIVE SCREENS.

a. Maintaining Officer Safety. Officers who utilize patrol vehicles with protective screens should be extremely careful not to be lured into a false sense of security.

b. Guidelines. When transporting prisoners in vehicles equipped with protective screens, officers shall adhere to the following guidelines:

(1) The prisoner(s) shall be handcuffed, searched, and secured according to the provisions of this manual.

(2) Apply the appropriate seat belt restraint as outlined in paragraph 6. of this chapter.

## 8. TRANSPORTATION OF SPITTING PRISONERS.

a. Background. Due to concerns regarding employee's exposure to contagious and infectious diseases caused by spitting prisoners, the Department has identified a polyester hood (spit sock) which can be placed over a prisoner's head to reduce or eliminate exposure to contaminants from the saliva of such prisoners.

b. Policy.

(1) Officers shall use sound professional judgment in all instances when a spit sock is utilized, and such usage shall be in accordance with policy contained in this manual.

(2) A spit sock should be used in instances when an officer is confronted with a prisoner who spits or threatens to spit on them.

(3) A spit sock shall only be used on prisoners placed under physical arrest or those who have been taken into protective custody per Sections 305 and 5150 of the California Welfare and Institutions Code.

(4) In the absence of a spit sock, no other device shall be attached or affixed to the head, face, or mouth of a spitting prisoner. This includes the use of medical bandages or the prisoner's clothing.

(5) The spit sock is not flame-resistant. Therefore, prisoners wearing a spit sock shall be kept away from an open flame or heat source.

(6) A spit sock shall only be used once and then discarded in a waste receptacle.

c. Application of a Spit Sock.

(1) Care shall be taken that the prisoner's neck is not jerked, twisted, pulled, or compressed when placing a spit sock over their head. A spit sock shall not be used on any prisoner who may have a head or neck injury which may be exacerbated by its use.

(2) When using a spit sock, officers shall ensure the elastic collar on the spit sock fits loosely around the prisoner's neck. (Refer to Figure 24-17.) The elastic collar shall not be modified in any manner.



Figure 24-17  
Application of a Spit Sock

d. Documentation of Usage.

(1) An officer shall notify a supervisor as soon as possible when they encounter a situation that requires the use of a spit sock.

(2) Additionally, all instances when a spit sock is used shall be documented in accordance with Chapter 1, Use of Force, of this manual.

e. Availability.

(1) Recognizing there are only rare occasions when a spit sock is required, commands shall ensure the spit sock supply remains protected from soiling and excessive abuse, and readily available when needed.

(2) Commands should consider placing spit socks in an empty, clean plastic or metal container with a lid (e.g., an empty, clean coffee container), and located in an office environment. The lid and container should be clearly marked to indicate spit socks are inside. This procedure will ensure the spit socks are protected and available in a predetermined location if needed.

(3) One spit sock should be kept in every enforcement vehicle. The spit sock should be placed in the first aid kit located in the trunk (remove one box of bandages and replace it with a spit sock). If the first aid kit has been removed

from the enforcement vehicle due to reconfiguration, a spit sock should be placed where it is readily available in the vehicle.

(4) Commands should ensure officers on foot patrol or assigned to bicycle, motorcycle, or mounted duty, keep a spit sock in a location where it is readily available.

(5) A supply of 20 spit socks should be stored at each Area, Division, scale facility, and headquarters office. One spit sock should be kept at public contact locations and at business office front counters.

(6) A supply of 100 spit socks should be available at the Academy for training purposes.

(7) A supply of 20 spit socks should be stored at each communications center not affiliated with an Area office.

f. Requisition Procedure. To order spit socks, commands shall submit a CHP 41, Supply Requisition, to the BSS, SSU (Item Code: 04-243-00A; Unit of Measure: PKG).

## 9. INTERRUPTION OF PRISONER TRANSPORT.

a. Officers should exercise sound professional judgment when making enforcement stops or stopping to render emergency assistance while transporting prisoner(s). Officers interrupting the transport of prisoner(s) must not jeopardize the safety of the public, the safety of the prisoner(s), or the collection of evidence necessary for prosecution.

b. Officers should be aware that taking such actions could enhance a prisoner's chance for escape or place a prisoner in jeopardy.

c. Circumstances may arise requiring officers to interrupt transportation of a prisoner from an arrest location to a jail, hospital, or other facility. These may include, but are not limited to, immediate traffic hazards, serious traffic violations, suspected impaired drivers, or other threats to public safety. Additionally, interruptions may occur during long-distance transports (e.g., for fuel or other physical necessities).

d. Officers shall document circumstances requiring interruption of prisoner transport in the applicable arrest report (CHP 202, Driving Under the Influence Arrest – Investigation Report, or CHP 216, Arrest – Investigation Report).

10. NOTIFYING ALLIED AGENCY OF COMBATIVE IN-CUSTODY. Whenever an arrested person who has been, or continues to be, combative towards uniformed personnel is being transported to an allied agency, that agency shall be notified of the in-custody's combative nature prior to arriving at the facility. Notification should be made through the appropriate communications center. When making the notification, the arresting officer should include the status of the arrestee and if supplemental restraining devices have been used against the prisoner.

