

CHAPTER 11
12-GAUGE SHOTGUN WITH KINETIC ENERGY PROJECTILES

REVISED JUNE 2025

TABLE OF CONTENTS

<u>POLICY</u>	11-3
Purpose of the 12-Gauge Shotgun with Kinetic Energy Projectiles	11-3
Justification for Firing.....	11-3
Type of Firearm	11-3
<u>USE OF THE 12-GAUGE SHOTGUN WITH KINETIC ENERGY PROJECTILES</u>	11-3
Ammunition.....	11-4
<u>COMMANDER'S RESPONSIBILITIES</u>	11-4
Security.....	11-4
Supervision.....	11-5
Training.....	11-6
<u>OPERATING PROCEDURES</u>	11-6
Shotgun Chamber.....	11-6
Condition	11-6
Carrying Case.....	11-6
Muzzle	11-7
<u>CLEARING MALFUNCTIONS</u>	11-7
<u>CARE OF THE 12-GAUGE SHOTGUN WITH KINETIC ENERGY PROJECTILES</u> ..	11-8
Inspection	11-8
Nomenclature	11-8
Additional Nomenclature.....	11-9
<u>DEPARTMENTAL 12-GAUGE SHOTGUN WITH KINETIC ENERGY</u>	
<u>PROJECTILES</u>	11-10
Live-Fire Training.....	11-10
Requirements	11-10
Qualification.....	11-10
Remediation	11-10
Annual Training.....	11-10
Certification for Civil Disturbance Deployment.....	11-10
Records	11-10

THIS PAGE INTENTIONALLY LEFT BLANK

CHAPTER 11


12-GAUGE SHOTGUN WITH KINETIC ENERGY PROJECTILES

1. POLICY.

- a. Purpose of the 12-Gauge Shotgun with Kinetic Energy Projectiles. The purpose of the departmental 12-gauge shotgun is to provide the employee with a less-lethal force option utilizing kinetic energy projectiles against aggressive or violent individuals.
- b. Justification for Firing. Employees shall not discharge the less-lethal shotgun except as permitted in Highway Patrol Manual (HPM) 70.6, Officer Safety Manual, Chapter 1, Use of Force.
- c. Type of Firearm. The only 12-gauge shotgun with kinetic energy projectiles approved for use and furnished by the Department is the Remington Model 870 (pump-action shotgun). The fore-end, stock, and sling shall be distinctively colored orange making the shotgun readily recognizable as a less-lethal firearm.

2. USE OF THE 12-GAUGE SHOTGUN WITH KINETIC ENERGY PROJECTILES.

- a. The 12-gauge shotgun with kinetic energy projectiles is not intended to replace the employee's primary or supplemental firearm(s) but should be considered as an auxiliary firearm for use as a kinetic energy impact weapon.



c. Circumstances under which the 12-gauge shotgun with kinetic energy projectiles should be considered as a force option are when there is adequate time to remove and load the 12-gauge shotgun with kinetic energy projectiles during various tactical situations, including but not limited to:

(1) Stand-off with a suicidal/combative/barricaded subject.

(2) During a civil disturbance, and shall only be deployed by a peace officer that is a Special Response Team certified grenadier who has received training on their proper use by the Commission on Peace Officer Standards and Training for crowd control and consistent with the requirements of Section 13652 of the Penal Code (refer to HPM 50.6, Chapter 3).


d. Ammunition. Only less-lethal 12-gauge kinetic energy projectiles issued by the Department are authorized for carrying with or firing from the departmental 12-gauge shotgun with kinetic energy projectiles.




(2) Departmental 12-gauge shotguns with kinetic energy projectiles shall not be modified in any manner unless authorized by the Commissioner and completed by a departmental Gunsmith.

3. COMMANDER'S RESPONSIBILITIES.

a. Security. Ensure compliance with measures for the security of the 12-gauge shotgun with kinetic energy projectiles, as follows:





- b. Supervision. Designate a supervisor(s) who will be accountable for the following:
- (1) Training sessions involving qualification in the use and deployment of the 12-gauge shotgun with kinetic energy projectiles are completed annually.
 - (2) Less-lethal 12-gauge kinetic energy projectiles stored in 12-gauge shotgun with kinetic energy projectiles ammunition pouches shall be replaced with fresh ammunition annually.
 - (3) The ammunition removed from use in the field shall be used for annual recertification and training.
 - (4) Maintaining custody of all 12-gauge kinetic energy projectiles and records as to its use.
 - (5) Ensuring each 12-gauge shotgun with kinetic energy projectiles assigned to a patrol vehicle not equipped with a roof-mounted or trunk-mounted Lektro-Lok has at least five additional rounds of ammunition which are to be carried in the departmentally issued case.

NOTE: At no time are 12-gauge kinetic energy rounds to be stored in the same boxes, pouches, or containers as lethal 12-gauge shotgun rounds.


(6) Arranging for suitable storage space for 12-gauge shotgun with kinetic energy projectiles.

(7) Ensuring proper accounting of ammunition and accurate documentation on the CHP 416, Record of Shoots (refer to Chapter 3, Annex A, of this manual), and CHP 269, Record of Ammunition (refer to Chapter 3, Annex B, of this manual).

c. Training. Ensure only qualified uniformed employees load, unload, or otherwise handle the shotgun.


4. OPERATING PROCEDURES. Prior to beginning a tour of duty, all qualified employees are accountable for the following procedures:

a. Shotgun Chamber. With the shotgun safety on, the employee shall immediately check to see if the 12-gauge shotgun with kinetic energy projectiles is loaded. If the shotgun is found to have a round in the chamber or in the magazine tube, the employee shall immediately proceed to a clearing tube and safely remove all rounds from the 12-gauge shotgun.



c. Condition. The employee shall briefly inspect the condition of the 12-gauge shotgun with kinetic energy projectiles. If it shows excessive dirt or corrosion, the employee shall report this condition to the supervisor. The employee shall also check the condition of the ammunition pouch and the sling. The Academy, Weapons Training Unit (WTU), should be contacted for replacement of any defective ammunition.

d. Carrying Case. The employee shall check the case to ensure it is in good condition. During a tour of duty, the case shall remain unlocked while it is stored in the trunk of the patrol vehicle.



f. Muzzle. No device shall be placed over or attached to the muzzle of the 12-gauge shotgun with kinetic energy projectiles.

5. CLEARING MALFUNCTIONS. If a malfunction occurs, the 12-gauge shotgun with kinetic energy projectiles may be cleared using the following procedures:

- a. Depress the action bar release.
- b. Rack the fore-end to the rear forcefully.
- c. If an obstruction can be seen and physically removed, remove it.
- d. Bring the fore-end all the way forward.
- e. If the fore-end will not move, it may be necessary to strike the buttstock forcefully on the ground while pulling back on the fore-end sharply.

NOTE: This should only be used as a last resort and may result in damage to the shotgun. If this occurs during training, the shooter may request the range officer or weapons inspection officer to assist to avoid unnecessary damage.

f. If the tactical circumstance surrounding the incident does not allow time to clear the malfunction, the employee should transition to another force option.

6. CARE OF THE 12-GAUGE SHOTGUN WITH KINETIC ENERGY PROJECTILES.

a. Inspection.

(1) Care and maintenance of the 12-gauge shotgun with kinetic energy projectiles may vary based upon the variety of conditions encountered. Normal care will involve periodic inspection and cleaning with departmentally approved cleaner/lubricant. Shotguns which are routinely fielded or used for live-fire training shall be inspected and cleaned with departmentally approved cleaner/lubricant quarterly. One of these inspections is required to be a full tear-down which will include test-firing with one full magazine tube of departmental ammunition. The other three inspections will require the firearm to be "field stripped" and checked for obvious defects and cleanliness (no test-fire is required). Commands experiencing unusual climatic conditions such as salt in the air or a high concentration of dust or sand, may find it necessary to make more frequent inspections and cleaning.

(2) Twelve-gauge shotguns with kinetic energy projectiles used for training shall have the barrel cleaned after every 100 rounds fired to prevent a buildup of residue from the Kevlar bag. More frequent barrel cleaning may be necessary as determined by the weapons officer conducting the training.

(3) Commanders shall require all 12-gauge shotguns with kinetic energy projectiles assigned to their respective command be fired at least annually to ensure the shotguns function properly. Twelve-gauge shotguns with kinetic energy projectiles shall be test-fired using four rounds of current departmentally issued 12-gauge kinetic energy projectiles.

b. Nomenclature. All employees qualified in the use and deployment of the 12-gauge shotgun with kinetic energy projectiles shall be familiar with the following nomenclature:

(1) Magazine cap: a knurled disc at the forward end of the magazine.

(2) Barrel guide ring: located on the underside of the barrel and seven inches from the muzzle. The magazine tube is placed through this ring.

(3) Receiver: metallic portion of the gun which contains apertures for receiving and ejecting shells.

(4) Fore-end: plastic grip assembled around the magazine tube and **shall be distinctly colored orange.**

(5) Breech bolt: metallic movable block located in the receiver which contains the firing pin and locking block. It forces the round into the firing position and closes the rear of the bore against the force of the charge.

(6) Locking block: latch device (part of the breech bolt assembly) which engages the barrel extension and holds the breech bolt in a closed position for firing.

(7) Shell latch: located inside the receiver, in the right rear of the magazine tube, and retains rounds in the magazine tube.

(8) Carrier: movable plate in the receiver which delivers the round from the magazine tube to the chamber area.

(9) Action bar release: serrated lever on the forward edge of the trigger guard which unlocks the action bar and allows for the chambering of a round.

c. Additional Nomenclature. The following parts are visible when the barrel is removed:

(1) Face of the breech bolt: located at the forward end of the inside of the receiver.

(2) Extractor: small claw located on the front right side of the breech bolt.

(3) Extractor plunger: visible through the hole in the breech bolt behind the extractor.

(4) Firing pin hole: can be seen on the face of the breech bolt, mid-center, in which the firing pin is located.

(5) Ejector: can be found within the receiver, left side, directly behind the barrel extension.

(6) Breech end of the barrel (barrel extension): the rear end of the barrel.

(7) Stock: the plastic portion fastened to the rear of the receiver and **shall be distinctively colored orange**.

(8) Tactical sling: the strap fastened to the front and rear of the 12-gauge shotgun with kinetic energy projectiles and **shall be distinctively colored orange**.

7. DEPARTMENTAL 12-GAUGE SHOTGUN WITH KINETIC ENERGY PROJECTILES TRAINING.

- a. Live-Fire Training. All live-fire training with the 12-gauge shotgun with kinetic energy projectiles, whether initial or annual, shall be conducted at a range facility unless approved by the Academy, WTU.
- b. Requirements. Employees choosing to carry the 12-gauge shotgun with kinetic energy projectiles shall attend and pass the departmental 12-gauge shotgun qualification course. Only Academy-certified instructors shall conduct initial and annual certification courses. All cadets are certified by the Academy, WTU, to carry the 12-gauge shotgun with kinetic energy projectiles upon graduation.
- c. Qualification. Only those employees who achieve a qualifying score will be authorized to carry the 12-gauge shotgun with kinetic energy projectiles. The actual number of employees required to qualify with the 12-gauge shotgun with kinetic energy projectiles will be at the discretion of the commander and based upon operational needs of the Area.
- d. Remediation. Employees who fail to qualify shall be given remedial training and shall not be assigned to carry the 12-gauge shotgun with kinetic energy projectiles until a qualifying score is attained. Initial training and annual training should be accomplished with the use of baton training mannequins or other 3-dimensional impact targets.
- e. Annual Training. After initial qualification, captains and below who are assigned to carry the 12-gauge shotgun with kinetic energy projectiles shall be required to shoot a minimum of two rounds annually. This may be accomplished during hours of darkness to facilitate training with the 12-gauge shotgun with kinetic energy projectiles in low-light conditions.
- f. Certification for Civil Disturbance Deployment. This certification and recertification of officers authorized to use the 12-gauge shotgun with kinetic energy projectiles during a civil disturbance shall be in accordance with HPM 50.6, Special Response Team, Chapter 3, Grenadier Protocols and Procedures.
- g. Records. Refer to Chapter 3, paragraph 6.c., of this manual.