

CHAPTER 12
NON-LETHAL TRAINING AMMUNITION

REVISED OCTOBER 2024

TABLE OF CONTENTS

<u>INTRODUCTION</u>	12-3
<u>POLICY</u>	12-3
<u>ROLES AND RESPONSIBILITIES</u>	12-3
Office of Primary Interest.....	12-3
Division.....	12-4
Area.....	12-4
<u>REQUISITION OF NON-LETHAL TRAINING AMMUNITION AND EQUIPMENT</u>	12-5
CHP 43, Purchase Requisition	12-5
Funding.....	12-5
Review.....	12-5
<u>INSTRUCTOR TRAINING AND CERTIFICATION</u>	12-5
<u>APPROVED EQUIPMENT AND NON-LETHAL TRAINING AMMUNITION</u>	12-5
Non-Lethal Training Ammunition	12-5
Conversion Kits	12-6
Protective Equipment	12-7
<u>SAFETY</u>	12-7
Roles and Responsibilities.....	12-7
Training Props and Equipment	12-8
Training Zones.....	12-8
Firearm Safety Guidelines	12-9
Ammunition Inspection	12-9
Personnel Inspection	12-9
Non-Lethal Training Ammunition Safeguard Terms Defined	12-10
Mishap Plan.....	12-10
Loading and Unloading Procedures	12-11
Training Firearms and Non-Lethal Training Ammunition Storage.....	12-12

ANNEXES

<u>A</u> - SCENARIO/EVOLUTION BRIEFING	12-13
<u>B</u> - SCENARIO SAFETY BRIEFING	12-15
<u>C</u> - NON-LETHAL TRAINING AMMUNITION TRAINING CHECKLIST.....	12-17

THIS PAGE INTENTIONALLY LEFT BLANK

CHAPTER 12

NON-LETHAL TRAINING AMMUNITION

1. INTRODUCTION. The primary objective of scenario-based training is to reduce the incidents of officer-involved injury or death by instilling, enhancing, and reinforcing instinctive officer survival skills. This is accomplished by providing officers with hands-on training that exposes them to realistic scenario training while utilizing non-lethal training ammunition (NLTA).

2. POLICY. The purpose of this policy is to establish guidelines for the usage, procurement, and safety of the NLTA.

3. ROLES AND RESPONSIBILITIES.
 - a. Office of Primary Interest. The Academy is designated as the Office of Primary Interest (OPI) for the use, training, converting of weapons, maintenance, repair, and purchasing of the NLTA.
 - (1) All scenarios utilizing the NLTA shall be submitted, through channels, to the Academy, Tactical Training Program (TTP), for review and approval. The Academy, TTP, is responsible for maintaining a list of approved scenarios.
 - (2) The Academy, TTP, is responsible for coordinating and facilitating initial training and recertification training for NLTA instructors. Personnel will be certified as NLTA instructors upon successful completion of the Academy Scenario Safety Instructor Course.
 - (3) The Academy TTP manager is responsible for maintaining a list of certified NLTA instructors.
 - (4) Members of the Academy, Advanced Officer Safety Training (AOST) Unit, will conduct biannual audits of Division training days to ensure the training is being conducted in accordance with safety protocols and procedures established in this chapter.
 - (5) Only Academy Gunsmiths and Academy, AOST Unit, staff are authorized to install conversion kits and alter, modify, or repair the NLTA-converted pistols.
 - (6) Division and Area NLTA-certified instructors may install NLTA-converted 9mm uppers on a departmental tactical rifle.

(7) Divisions in need of NLTA-converted pistols or converted 9mm tactical rifle uppers shall requisition the firearms from the Academy, AOST Unit. Divisions with NLTA weapons in need of repair shall send the NLTA firearms to the Academy, AOST Unit, for repair or replacement.

(8) Only pistols converted to NLTA firearms by the Academy Gunsmiths or Academy, AOST Unit staff and authorized NLTA 9mm tactical rifle uppers converted by the California Highway Patrol (CHP) personnel are authorized to be used in the CHP training.

(9) Only the Academy Gunsmiths and Academy, AOST Unit, staff are authorized to break down NLTA-converted firearms beyond the level necessary for basic field strip cleaning purposes. The NLTA firearms shall be cleaned in the field after each use with a basic field strip.

b. Division.

(1) Divisions are responsible for the review and preliminary approval of Area training scenarios prior to submission to the Academy.

(2) Divisions are responsible for notifying the Academy quarterly of NLTA training dates occurring within their respective Divisions.

(3) Division commanders are responsible for maintaining a sufficient number of NLTA instructors. Certification is obtained by attending the Academy Scenario Safety Instructor Course. Division commanders are encouraged to establish a pool of NLTA instructors sufficient for the needs of their Division. Area personnel may be certified as NLTA instructors and used for training throughout the Division.

(4) Division commanders are encouraged to use the NLTA training to address specific training needs and further enhance the officer safety of the personnel within their Divisions.

(5) Divisions are responsible for the procurement, proper storage, and safe use of all NLTA equipment and supplies.

c. Area. Area commanders are encouraged to coordinate efforts with Division personnel and utilize the NLTA to address specific training needs of Area personnel.

4. REQUISITION OF NON-LETHAL TRAINING AMMUNITION AND EQUIPMENT.

- a. CHP 43, Purchase Requisition. Requests for the NLTA and equipment shall be submitted on a CHP 43, Purchase Requisition, through channels, to the OPI (Academy, TTP) for approval.
- b. Funding. Divisions are responsible for allocating budget funds to purchase NLTA equipment, supplies, and storage lockers.
- c. Review. The Academy TTP manager will ensure the requesting Division has a certified NLTA instructor to supervise training, proper protective gear, and approved training scenarios prior to approval of an NLTA purchase.

5. INSTRUCTOR TRAINING AND CERTIFICATION. Sergeants and below who have completed the Academy Scenario Safety Instructor Course may be certified as an NLTA instructor.

- a. A minimum of two NLTA instructors shall be present during all training utilizing the NLTA.
- b. The NLTA instructors must attend a recertification course every three years.

6. APPROVED EQUIPMENT AND NON-LETHAL TRAINING AMMUNITION. Only authorized and approved equipment and NLTA shall be utilized during departmental force-on-force training.

a. Non-Lethal Training Ammunition.

(1) FX Cartridges.

- (a) Simunition brand 9mm FX marking cartridges.
- (b) Simunition brand 9mm FX non-marking cartridges.
- (c) Simunition brand .38 caliber FX marking cartridges.
- (d) Simunition brand 5.56 mm FX marking cartridges.

(2) Blanks.

- (a) Simunition brand 9mm securiblanks.
- (b) .38 caliber starter blanks.

b. Conversion Kits.

(1) Pistol. Simunition brand, models 5314740 or 5302080, S&W 590X series.

(a) The NLTA pistol conversion kits shall only be installed by the Academy Gunsmiths or Academy, AOST staff. No personnel other than an Academy Gunsmith or an Academy, AOST Unit, staff member shall attempt to convert a departmental pistol into an NLTA firearm.

(b) Departmental pistols converted into NLTA firearms are permanently modified. This modification entails more than installing a gold NLTA barrel into a pistol and will permanently alter a pistol from its original firing capacity.

(c) As soon as a conversion kit is installed, the grip of the pistol shall be permanently painted blue to make it identifiable as an NLTA firearm. Once a weapon has been converted into an NLTA firearm, it shall remain an NLTA firearm until it is deemed un-economical to repair and is destroyed.

(d) Division and Area personnel shall not attempt to install a conversion kit into a primary duty weapon or modify a primary duty weapon to fire NLTA ammunition. See Chapter 1, Firearms Classification and Registration, paragraph 3.a.(1); Chapter 5, Annual Inspection of Firearms, paragraph 2.b.; and Chapter 8, Modified Training Firearms, paragraphs 1.a., 4.a., and 4.c., of this manual. This will permanently damage the weapon. Division and Area personnel shall not attempt to repair or replace an NLTA-converted firearm.

(e) Any magazines used for the NLTA simunition shall be marked with blue tape or paint on the base plate of the magazine.

(2) Rifle. Simunition brand Rifle Bolt, model 5308990, M4/M16 family and Simunition brand Tactical Rifle Upper, 9mm FX, Conversion Kit, model 5306585, M16/A3 family.

(a) Tactical rifle conversion kits may be installed by Division and Area NLTA-certified instructors.

(b) As soon as a conversion kit is installed, the grip and stock of the tactical rifle shall be marked with blue tape to make it identifiable as an NLTA firearm.

(c) At the completion of the NLTA training, the tactical rifle shall be converted back to live ammunition use and checked for proper functionality.

(d) Only the following approved rifle magazines may be used for the NLTA: Simunition 9mm FX M4/M16 magazine, model 5308310sp and Simunition 9mm FX M4/M16 securiblack magazine, model 5308312sp.

(3) Shotgun. Simunition brand, model 5302910, 12 GA Shotgun/.38 FX.

(4) Blank Revolver. Training revolvers used to discharge .38 caliber starter blanks are to be permanently converted by the Academy Gunsmith and certified by the Academy commander for use.

c. Protective Equipment.

(1) Face Mask. Simunition brand face mask, model number FX 8000 with 5.56 protective hood, or FX 9000.

(2) Throat Protector. Simunition brand throat collar, model number FX 8000 or FX 9000.

(3) Groin Protection. Proper groin protection is mandatory for both male and female officers. Common athletic groin protectors are sufficient.

7. SAFETY. The following safety procedures have been implemented to prevent injury resulting from the improper use of the NLTA. Failure to follow this strict protocol may result in serious injury or death.

a. Roles and Responsibilities.

(1) Officer in Charge. The officer in charge (OIC) is responsible for ensuring the primary training objective is accomplished. The OIC must be a certified NLTA instructor who successfully completed the Academy Scenario Safety Instructor Course.

(a) The OIC shall provide the scenario/evolution briefing (refer to Annex A) prior to the commencement of training.

(b) The OIC works closely with the training safety officer (TSO) to ensure safety.

(c) The OIC ensures all training scenarios have a clear training objective and are pre-approved through the Academy.

(2) Training Safety Officer. The TSO is responsible for the safety of the training. The TSO must be a certified NLTA instructor who successfully completed the Academy Scenario Safety Instructor Course.

(a) The TSO shall read verbatim the scenario safety briefing (Annex B) prior to the commencement of training.

(b) The TSO is an inactive participant in the scenario and is solely responsible for safety.

(c) The TSO shall search the training area, vehicles, props, participants, and training equipment to ensure that live-lethal ammunition, impact weapons, knives, aerosol restraints, and other contraband are not introduced into the training area.

(3) Range Guard. The range guard works directly under the supervision of the TSO and is responsible for controlling access to the training area.

(4) Role Players. Role players play an important part in successful scenario-based training. Role players shall follow all safety protocols and the OIC's directions at all times. Role players must not improvise or change the training objective of the scenario.

b. Training Props and Equipment.

(1) Role Player Clothing. Role players shall dress in civilian attire. Uniform items and clothing commonly worn by police officers (i.e., battle dress uniform bottoms, shirts with logos, utility uniforms) shall not be worn by role players.

(2) Role Player Vehicles. Crown Victoria patrol cars and unmarked commanders' vehicles shall not be utilized as suspect vehicles during scenario training. Other unmarked state vehicles not recognized as police vehicles may be used for scenario training.

c. Training Zones.

(1) Unsafe Zone. The unsafe zone is any area where live weapons, live-lethal rounds, impact weapons, and aerosol restraints are stored.

(2) Semi-Safe Zone. The semi-safe zone is a staging area for personnel/trainees for the force-on-force training. The semi-safe zone is where briefings are held and protective gear is issued. The semi-safe zone is protected from the safe zone with a physical barrier. Physical barriers must have the ability to contain training rounds (i.e., walls, dirt berms, natural vegetation). Participants are searched prior to entering the semi-safe zone.

(3) Safe Zone. The safe zone is where the actual training will take place. When the range is "hot," all personnel shall be equipped with the mandatory protective gear. Weapons and NLTA will only be issued in the safe zone.

d. Firearm Safety Guidelines.

(1) Safety Rules. The following four firearm safety rules shall be applied and adhered to at all times:

- (a) Treat all firearms as though they are loaded.
- (b) Keep the finger off of the trigger until the sights are on the target and a conscious decision to fire has been made.
- (c) Point the muzzle in a safe direction at all times. Do not allow the muzzle to cross anything other than the identified target.
- (d) Be sure the target has been identified and know what is in front and beyond it.

(2) Firearms Inspection.

- (a) Any firearms utilized during a training scenario/evolution shall be inspected and deemed safe by a minimum of three staff members: (1) the OIC; (2) the TSO; and (3) the trainee/role player.
- (b) The TSO will conduct the final firearms inspection prior to commencing any training scenario/evolution.
- (c) Firearms that have been deemed safe by the TSO will be clearly marked with blue paint or tape to signify the weapon has been converted, inspected, and is safe to use for scenario training.

e. Ammunition Inspection.

- (1) All NLTA utilized during a training scenario/evolution shall be inspected and deemed safe by a minimum of three staff members: (1) the OIC; (2) the TSO; and (3) the trainee/role player.
- (2) The TSO will conduct the final NLTA inspection prior to commencing any training scenario/evolution.

f. Personnel Inspection.

- (1) Buddy Inspection. Trainees will perform a physical search of each other's person and personal belongings prior to entering the semi-safe zone. Nonconverted weapons, live ammunition, impact weapons, aerosol restraints, and knives are prohibited in the semi-safe and safe zones.

(2) Training Safety Officer Inspection. Following the buddy inspection, the TSO will perform a final search of each trainee prior to entering the semi-safe zone. In addition to the trainees, the TSO is responsible for searching the OIC, role players, range guards, very important persons, and any other personnel entering the training area.

g. Non-Lethal Training Ammunition Safeguard Terms Defined.

(1) “Red.” The code word “Red” is a command used to immediately stop the training scenario. The word is a safeguard term to signal the trainee/role player to stop engaging, either because the training objective is met or further engagement could cause injury. The use of the code word “Red” also avoids creating a training scar by conditioning a trainee to halt when they hear the word “stop” when necessary action is still needed to finish the scenario. Any participant may use the code word “Red.”

(2) “Hot.” The code word “Hot” is a signal word used to notify personnel the scenario is beginning, the NLTA weapons are charged, and personnel must remain in protective gear until the scenario site is deemed “Cold” by the OIC/TSO. The OIC calls the scenario site “Hot” with the TSO’s concurrence.

(3) “Cold.” The code word “Cold” is a signal word used to notify all personnel the scenario site is safe and protective equipment may be removed. The OIC calls the scenario site “Cold” with the TSO’s concurrence.

h. Mishap Plan.

(1) The mishap plan is an emergency action plan in the event of personnel injury.

(2) Mishap plans are developed by the TSO and the OIC prior to the commencement of training and may be customized for specific needs. Each mishap plan shall include the following information:

- (a) Established rendezvous point for emergency personnel.
- (b) Identified on-scene Public Safety First Aid or emergency medical technician (EMT)/emergency medical responder.
- (c) Established location of EMT bag.
- (d) Identified ranking official for notification.
- (e) Notification to personnel of nearest medical facilities.

i. Loading and Unloading Procedures.

(1) Loading of Weapon.

- (a) The OIC shall retrieve the weapon and the NLTA from a locked and secure location.
- (b) The OIC will inspect both the weapon and the NLTA for defects prior to presenting to the trainee/role player.
- (c) The trainee/role player shall inspect both the weapon and the NLTA.
- (d) The TSO shall conduct a final inspection of the converted weapon and NLTA.
- (e) Once the OIC and TSO are satisfied the weapons and the NLTA are safe and that all required safety equipment is in place, the OIC will call the scene "Hot" with the TSO's concurrence.
- (f) The TSO will present the weapon and the NLTA. The TSO will observe the trainee/role player insert the magazine into the weapon.
- (g) The trainee/role player will face a safe direction and charge the weapon.

(2) Unloading of Weapon.

- (a) Upon completion of the scenario and in the presence of the TSO, the trainee/role player will remove the magazine from the weapon while still holstered.
- (b) The trainee/role player will turn in a safe direction, remove the weapon from the holster, pull and lock the slide back, and eject any rounds.
- (c) The trainee/role player will then present the safe weapon to the TSO.
- (d) The TSO will inspect the weapon, magazine, and any NLTA to render the weapon safe.
- (e) Once the weapon has been deemed safe and all issued equipment has been accounted for by the OIC and the TSO, the OIC will request permission to go "Cold."
- (f) If the TSO concurs, the OIC will announce the scene "Cold" and the mandatory safety equipment may be removed.

(g) Upon completion of all scenario training, the OIC will place all weapons and NLTA in a locked and secure location.

j. Training Firearms and Non-Lethal Training Ammunition Storage.

(1) All converted firearms and conversion kits shall be stored in a locked container. Access to storage containers shall be limited to authorized personnel only.

(2) All the NLTA ammunition shall be stored in a locked container and be kept separate from live-lethal ammunition. Access to storage containers shall be limited to the NLTA instructors.

ANNEX A

SCENARIO/EVOLUTION BRIEFING

- This morning, we will be conducting several training scenarios.
- When we arrive at the training site, you will be staged in the semi-safe zone.
- The officer in charge (OIC) for the respective scenarios will meet you at the semi-safe zone and transport you to the scenario site/safe zone.
- At the scenario site/safe zone, you will be briefed on the scenario and issued your equipment.
- Once the Training Safety Officer (TSO) makes the scenario "HOT," the OIC will instruct you to begin the scenario.
- Remember to treat the scenario just as you would if you were on duty and complete the entire scenario.
- Once the training objectives are accomplished and all personnel and equipment are accounted for, the TSO will call the range "COLD." At this time, you may remove your safety equipment. It is important you keep your safety equipment on until the scenario is announced as "COLD." A debriefing will be conducted by the OIC.
- The OIC will then return you to the semi-safe zone.

THIS PAGE INTENTIONALLY LEFT BLANK

ANNEX B

SCENARIO SAFETY BRIEFING

- Identify unsafe, semi-safe, and safe zones.
- All weapons have been converted to fire the non-lethal training ammunition or blanks and I have verified them.
- All ammunition and magazines will be inspected and verified by me.
- No live-lethal ammunition, knives, oleoresin capsicum spray, or impact weapons are allowed in the semi-safe or safe zones. Please do a self-check and buddy check now.
- Full face, throat, and groin protection are mandatory. Physically check protective gear.
- At the training site, I will call the scenario "HOT" once all safety equipment is on and the officer in charge (OIC) is ready. The OIC will then have you load your weapon(s).
- After the OIC calls "CEASE FIRE, CEASE FIRE," your weapon has been unloaded, and all personnel and equipment are accounted for, I will call the scenario "COLD."
- Under no circumstance shall you remove your protective equipment prior to the TSO declaring the scenario "COLD."
- If anyone sees anything unsafe during the scenario, they have a responsibility to stop the scenario by shouting "CEASE FIRE, CEASE FIRE." All personnel shall pass the word to all trainees until the training scenario has stopped.
- If you hear "CEASE FIRE" at any time during the scenario, stop and point your weapon in a safe direction, repeat the command "Cease Fire," and await further instructions.
- If any of the safety equipment becomes dislodged, drop to the ground, cover the exposed area, and shout "CEASE FIRE."
- Remember the code word "RED."
- No weapons disarmament will be attempted.
- Do not brutalize the role players.
- Cover mishap plan.

THIS PAGE INTENTIONALLY LEFT BLANK




ANNEX C

NON-LETHAL TRAINING AMMUNITION TRAINING CHECKLIST

STATE OF CALIFORNIA DEPARTMENT OF CALIFORNIA HIGHWAY PATROL		DATE	
NLTA TRAINING CHECKLIST		08/06/2013	
CHP 314 (New 11-07) OPI 091			
OIC NAME / RANK / ID NUMBER	TSO NAME / RANK / ID NUMBER		
John Smith/Sergeant/10000	Sam Jones/Officer/20000		
<i>INITIAL APPROPRIATE BOX WHEN TASK IS COMPLETE</i>			
	C (Complete)	I (Incomplete)	N / A (Not Applicable)
COURSE PAPERWORK			
Class rosters	✓		
Scenario packets	✓		
Isolation drill packets	✓		
TRAINING EQUIPMENT			
Weapons:			
Pistols (Converted and properly marked)	✓		
Rifles (Converted and properly marked)	✓		
Shotguns (Converted and properly marked)	✓		
Revolvers (Converted and properly marked)	✓		
Magazines (Properly marked)	✓		
Marking Cartridges:			
9 mm	✓		
.223 cal.			✓
.38 cal.	✓		
Protective Equipment:			
Face / head protection	✓		
Throat protection	✓		
Groin protection	✓		
Training Aids:			
Radios	✓		
Training batons			✓
Training knives			✓
Inert O / C			✓
Fake blood	✓		
Role player clothing	✓		
Additional:			
Additional:			
Additional:			
Additional:			
Briefings:			
Evolution brief (OIC)	✓		
Safety brief (TSO)	✓		
Student / Gear / Vehicle Inspections:			
Students inspect each other	✓		
TSO inspection of students / gear	✓		
TSO inspection of role players / staff	✓		
TSO inspection of all vehicles involved in training	✓		

ANNEX C

NON-LETHAL TRAINING AMMUNITION TRAINING CHECKLIST *(continued)*

STATE OF CALIFORNIA DEPARTMENT OF CALIFORNIA HIGHWAY PATROL		DATE		
NLTA TRAINING CHECKLIST CHP 314 (New 11-07) OPI 091		08/06/2013		
CIC NAME / RANK / ID NUMBER		TSO NAME / RANK / ID NUMBER		
John Smith/Sergeant/10000		Sam Jones/Officer/20000		
INITIAL APPROPRIATE BOX WHEN TASK IS COMPLETE		C <small>(Complete)</small>	I <small>(Incomplete)</small>	N / A <small>(Not Applicable)</small>
TRAINING EQUIPMENT (continued)				
Administrative Items / Additional Gear:				
Video camera (tripod, power adapters, batteries)				✓
Protective window coverings				✓
Training signs, crime scene tape, barriers	✓			
Weapons cleaning equipment	✓			
Cleaning rags / cleaner	✓			
Blue masking tape	✓			
Additional:				
Additional:				
Additional:				
Additional:				
Additional:				
ADDITIONAL INFORMATION / REMARKS				
CIC SIGNATURE		TSO SIGNATURE		
				
SUPERVISOR NAME / ID NUMBER		SUPERVISOR SIGNATURE		
Daniel Boone/09999				
Page 2 of 2		c314_b07.pdf		